

It's a new transfection reagent,
not just another one

Helix-IN™

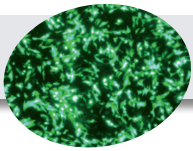
DNA

Transfection Reagent

Preserve Viability, Reduce Cellular Stress & Experience High Efficiency

Request Free Sample





After developing the outstanding Tee-Technology (*lipid-based transfection method*) and Magnetofection™ Technology (*magnetic nanoparticles-based transfection method*), OZ Biosciences proudly introduces the patented CHAMP™ Technology - **Cationic Hydroxylated Amphiphilic Multi-block Polymer** - with **Helix-IN™** transfection reagent.

This new technology was designed to combine rare properties unseen yet in any transfection reagent:

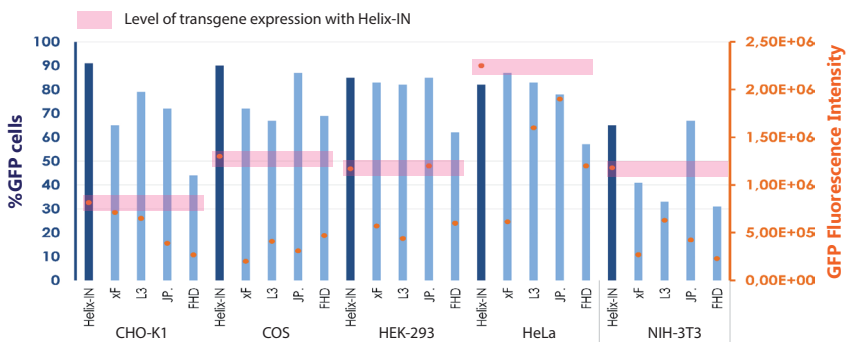
- The pH-sensitive and hydrophobic properties conferring «*passing through the membranes barriers*» properties
- The superior DNA cloaking and protection all the way to its nuclear uptake, allowing a «*stealth transfection*»
- The enhanced biocompatibility due to biodegradable and cleavable moieties.

Preserve Viability, Reduce Cellular Stress & Experience High Efficiency.

Helix-IN™ Outperforms Classical Transfection Reagents

Helix-IN reagent opens up new possibilities to address the issues of classical transfection technologies. This novel agent enables superior transfection performance, considering both the number of transfected cells and the yield of protein production, while the cellular stress is reduced and the viability preserved!

High Transfection Efficiency & Increased Transgene Expression



Transgene Expression

Fig 1: Transfection efficiency in classic cell lines with Helix-IN compared to competitors. Various cell lines were transfected with Helix-IN and competitors according to their respective standard protocol using a GFP-expression plasmid. Transfection efficiency was monitored after 48h of incubation by flow cytometry.

A BRAND NEW TECHNOLOGY

High Intracellular Protein Production while Preserving Viability

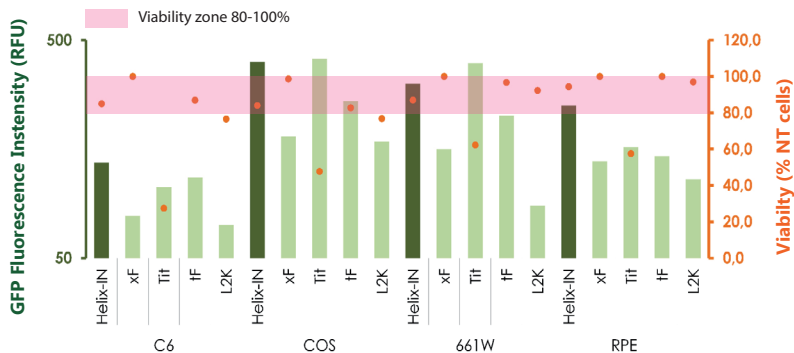


Fig2: Helix-IN vs competitors for intracellular protein production and Toxicity. Various cell lines were transfected with Helix-IN and competitors according to their respective standard protocol. 48H after transfection, intracellular protein production was determined by cytofluorometry and cell viability was assessed on transfected cell monolayers by MTT Assay (#MT01000).

High Secreted Protein Production while Minimizing Cellular Stress

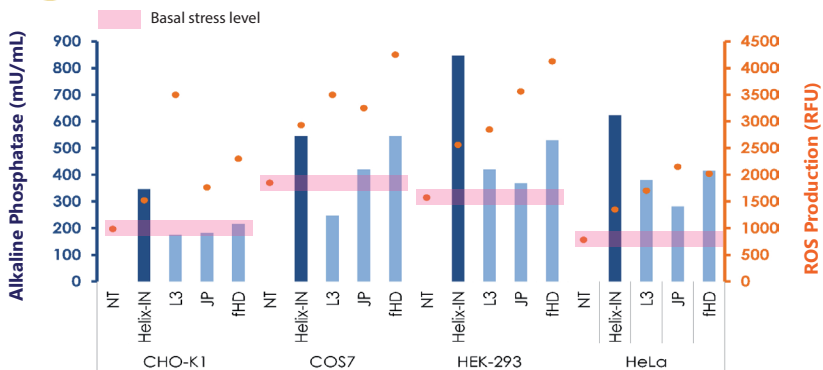


Fig3: Helix-IN vs competitors for Secreted Alkaline Phosphatase protein production and ROS (Reactive Oxygen Species) generation. Various cell lines were transfected with Helix-IN and competitors according to their respective standard protocol. 48H after transfection, 25µL of supernatants were analysed

Catalog numbers

Helix-IN for DNA delivery to a broad-spectrum of cell lines, preferentially adherent.

- HX10100 - 100µL
- HX10500 - 500µL
- HX11000 - 1mL

Each kit contains one vial of Helix-IN reagent and one vial of HIB Enhancer reagent.

High Cost-performance Less DNA, less reagent but more results

6 well-plate			
Reagent	Volume of reagent per well	Amount of DNA per well	Number of Transfections per 1mL vial
Helix-IN™	2 - 3	2	333 - 500
L3	3.75 - 7.5	2.5	133 - 363

Recommended amounts of DNA and ratios reagent/DNA per well in 6-well plate for transfection according to manufacturers' recommendations.

Silencing - Cell lines - Lipofection

Lullaby™ - siRNA transfection reagent

Lullaby is the ideal siRNA transfection reagent for gene silencing. It has been successfully tested on numerous cell lines, reaching up to 90% gene silencing.

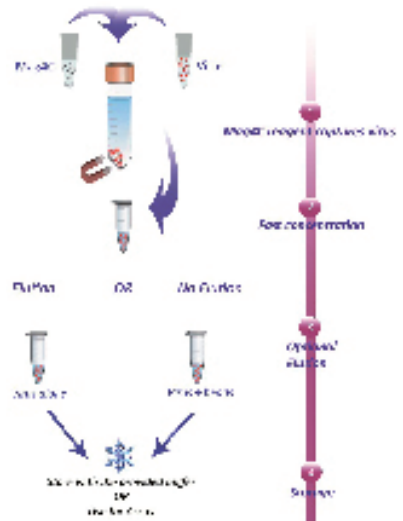
- High reproducibility
- Very low toxicity
- Effective with very low doses of siRNA

Viral Applications

Mag4C™ - Virus Capture & Concentration

Magnetic nanoparticles technology:

- **Mag4C-Ad kit** for adenoviruses
- **Mag4C-Lv kit** for lenti and retroviruses.



Lentiblast™ - Chemical Infection Enhancer

Improves significantly infection or transduction efficiency of Lentivirus.

«We use this reagent to help achieve high transduction efficiency of human primary T cells [...] It has lower toxicity [...] efficiency was doubled [...] compared to Polybrene.»

Nina F. - Albert Einstein College of Medicine- from Product Reviews on Biocompare 2016

Website

Find the
Right
Reagent

- Reagent Finder
- Citations and cell transfection database
- Your local distributors

www.ozbiosciences.com

Technical Support

tech@ozbiosciences.com

Any questions?

contact@ozbiosciences.com